

ž ž ž ž

ü TiO₂/UV

naserise@tums.ac.ir

ly /y : y / / :

(Ag-TiO₂)

yy yi ymg/L

i pH

/ y / i y# g/L

Ag-TiO₂

Ag-TiO₂

y g/L Ag-TiO₂

pH:

yy mg/L

fn / E

/ g/L

y g/L

n /

n

Ag-TiO₂

fl E

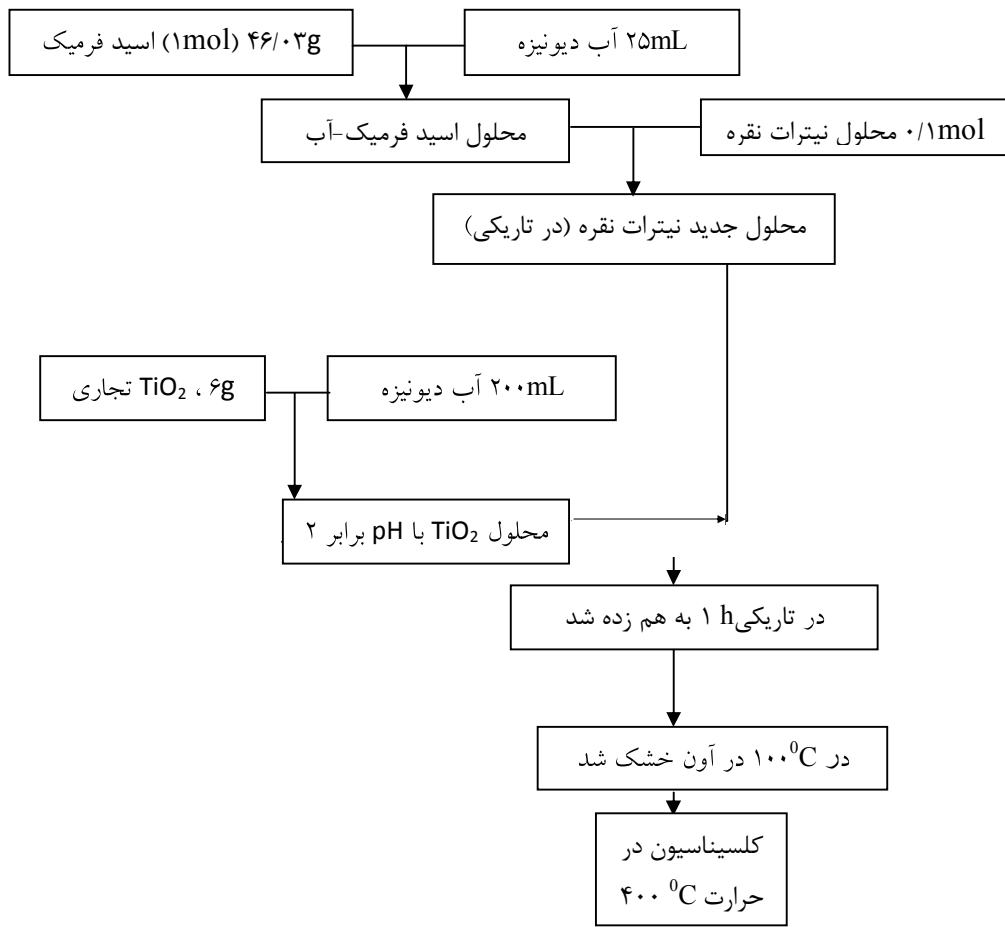
! ! ! ! !

UV-E
(ZnO-E TiO₂-E)
(E " "
"fl E "fl E
TiO₂ " - mg/L
" flÿnm E (E
TiO₂ " "
" Ô "
"DopingE "
(E "fl E
P25 TiO₂ " "
Hombikat (E "
"fl E "
" Ô "
TiO₂ "
(yE "
"fl E "fl E (Photocatalytic DegradationE "
"fl E "fl E "

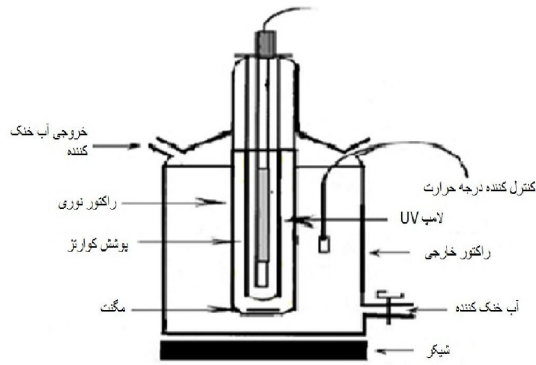
Ag-TiO₂ UV
 pH
 TiO₂ Ag-TiO₂ Degussa ,25
 TiO₂- Ag
 (Ag/Ti)
 Scanning Electron Microscope-Energy Dispersive)
 Seron Technology AIS-2100 (X Ray (SEM-EDX
 X' Pert MPD
 (Transmission
 ZEISS-EM10C Electron Microscopy (TEM)
 KV (Accelerating voltage)
 Brunauer- Emmett- Ag-TiO₂
 Autosorb 1 Quantachrome Teller (BET
 nm
 fl)

HCOOH
 Hole Scavenger
 Ag-TiO₂
 (Photodeposition
 Hydrothermal Sol-gel !
 Chemical Photoreduction
 Vapor Deposition
 Swamiathan
 Tryba DB53 DR23
 ec y
 Shirzad Siboni
 y y
 UV/TiO₂
 pH
 pH= y min
 i mg/L g/L
 n / n /
 Ghanbarian y
 UV TiO₂
 n / LAS

NaOH pH
 " / L L
 " mg/L cm fl WL
 " cm cm
 i y i y i y min
 " y y
 " mL
 y min rpm mg/L
 y μ y y i y
 Perkin-Elmer Lambda
 y nm 15-UV/Vis Spectrometer pH= i / i y i y

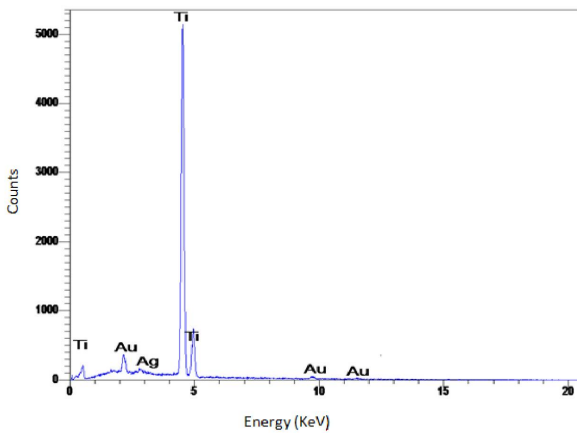


Ag-TiO₂




SEM-EDX
 Ti Ag (at%)
 wt%
 Ag/TiO₂
 Au
 TEM SEM
 (nm)
 EXRD
 Ag-TiO₂
 P25)
 BET (TiO₂ Degussa
 Ag-TiO₂
 TiO₂-P25 doped TiO₂
 Ag-TiO₂ m²/g TiO₂-P25
 / m²/g
 pH pH



Perkin-Elmer
 Lambda 25-UV/Vis Spectrometer Elmer
 (DR5000) nm
 Ag-TiO₂ UV
 UV
 pH
 Ag-TiO₂/UV
 UV
 SPSS16



SEM-EDX

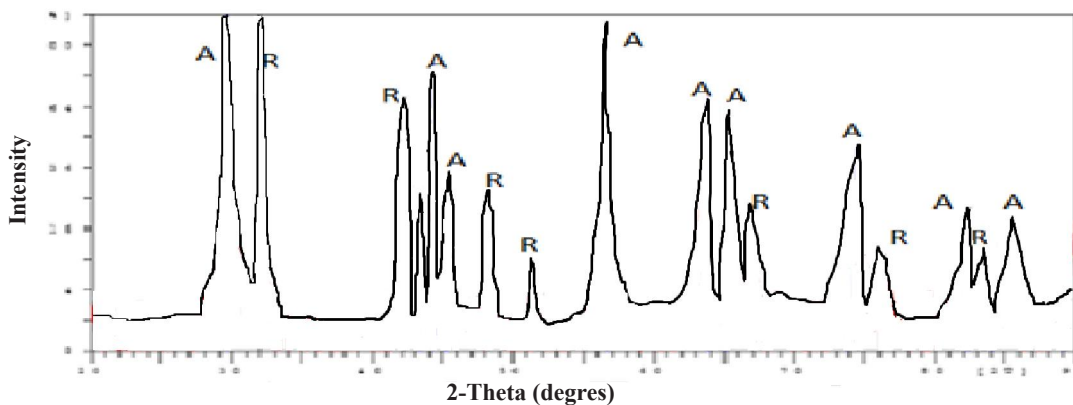


SEM

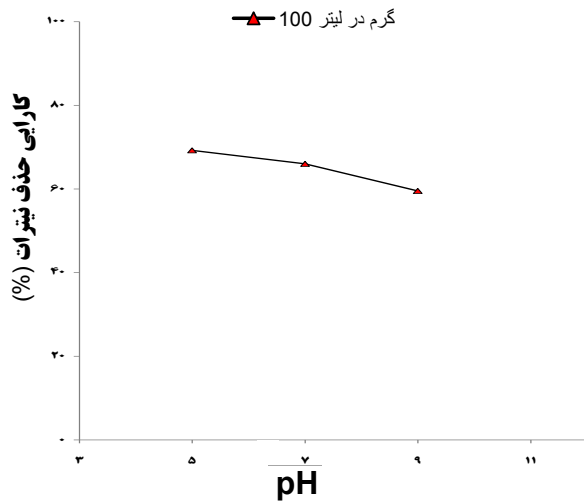


TEM

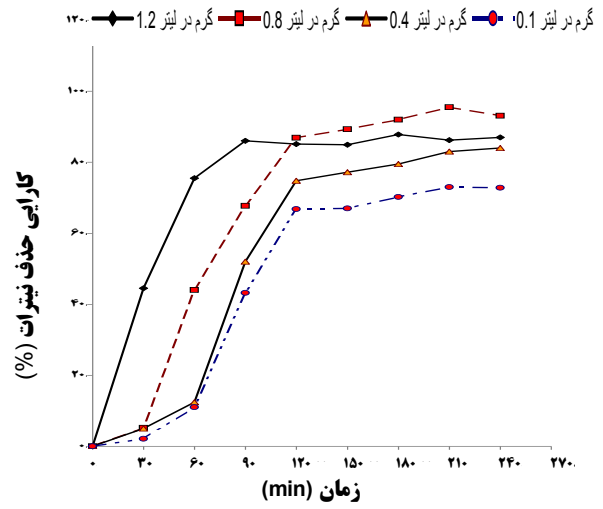
Ag-TiO₂ (Ag-TiO₂/UV) / g/L
 pH= / pH=
 Ag-TiO₂ / g/L
 Ag-TiO₂/UV
 Ag-doped TiO₂ /UV
 mg/L / mg/L
 min / min
 L / L



(2-Theta-Scale)



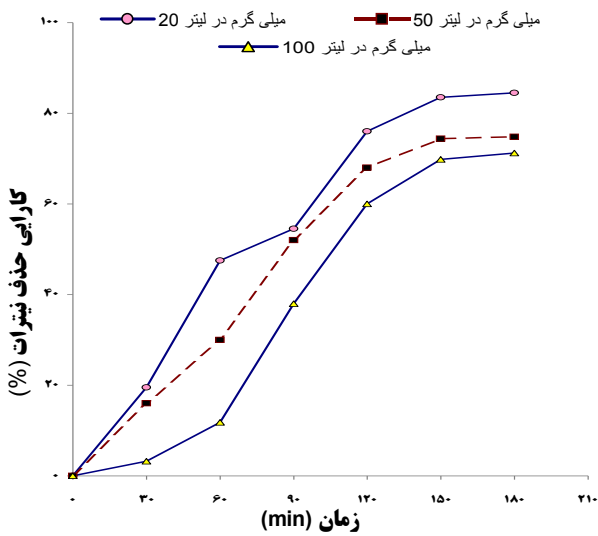
$C_0 = \dots \text{mg/L}$ $\text{pH} = \dots$
 $t = \dots \text{min}$ $\text{Ag-TiO}_2 = \dots \text{g/L}$: Ag-TiO₂/UV



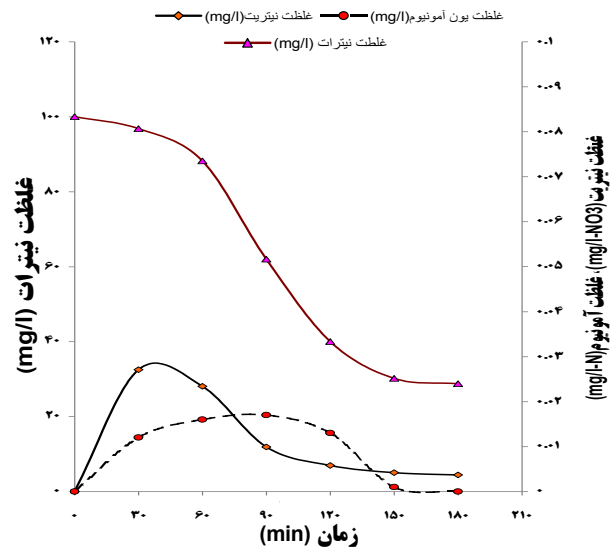
$\text{Ag-TiO}_2/\text{UV}$ $\text{pH} = \dots$ $C_0 = \dots \text{mg/L}$

Ag-doped TiO₂ Ti Ag "

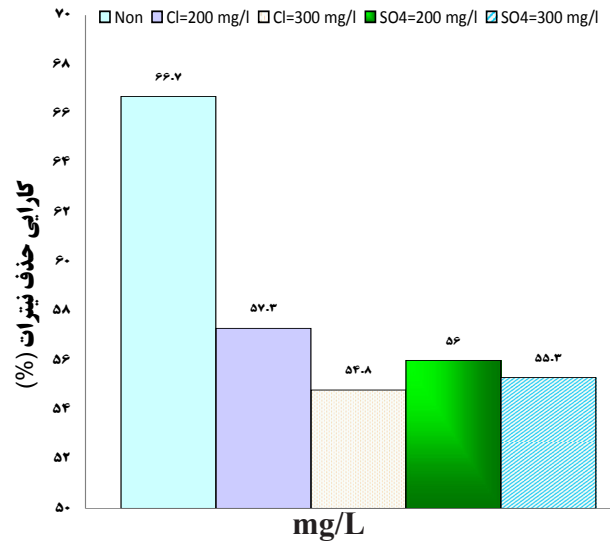
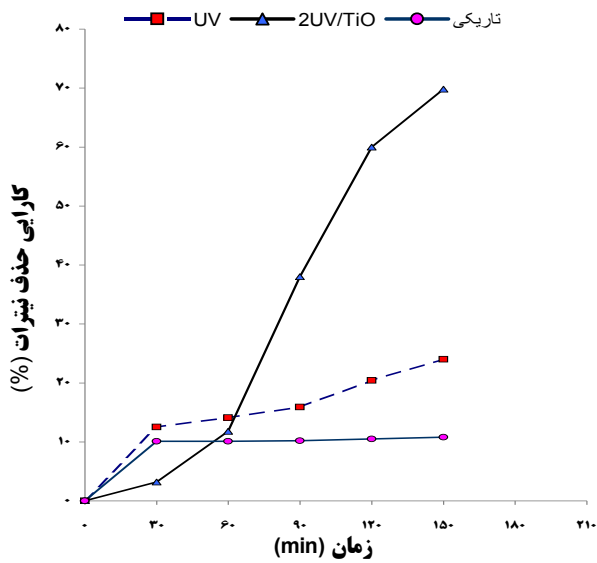
BET XRD TEM SEM-EDX
 Ag-doped TiO₂
 TEM
 / nm Ag-doped TiO₂
 TiO₂
 SEM-EDX / nm nm
 Ti Ag (at%) flwt%



$\text{Ag-TiO}_2 = \dots \text{g/L}$ $\text{pH} = \dots$: Ag-TiO₂/UV

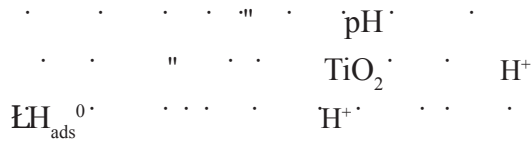


$\text{Ag-TiO}_2 = \dots \text{g/L}$, $\text{pH} = \dots$, $C_0 = \dots \text{mg/L}$: Ag-TiO₂/UV



UV
Ag-TiO₂/UV
Ag-TiO₂= \tilde{y} g/L , pH= , C₀= $\tilde{y}\tilde{y}$ mg/L

t = \tilde{y} min:
Ag-TiO₂= \tilde{y} g/L , pH= , C₀= $\tilde{y}\tilde{y}$ mg/L



pH " " " "

pH " " " "

Ranjit " " " "

iM-TiO₂ " " " "

(\tilde{y} E " " " " pH

Ag-TiO₂ " " " "

" " " " " " TiO₂ P25

" " " " " " XRD

" " " " " " " " " "

" " " " " " " " " "

" " " " " " " " " "

Ag-TiO₂ " " " " " " BET

TiO₂ " " " " " " / m²/g

" " " " " " fl $\tilde{y}\pm$ m²/g LP25

Ag-TiO₂/UV " " " " " " pH

i E " " " " " " pH

" " " " " " " " " " pH =

" " " " " " " " " " pH

" " " " " " " " " " pH

pH fl E2 " " " " pH fl #E2 " " " " pH fl \tilde{y} L

" " " " " " " " " " pH

" " " " " " " " " " pH

" " " " " " " " " " pH

" " " " " " " " " " pH

" " " " " " " " " " pH

TiOH + H⁺ → TiOH₂⁺ → pH < 6.25 flL

pH / g/L "fl - E
" " y/ g/L
" "
- E
Ag-TiO₂ fl
fl E " " " Yang "
" Paracetamol
TiO₂
E
" fl
" " fl E
y " Guo
TiO₂
TiO₂
fl E
" " y/ g/L
n
" "
w pH E
fl E " fl
nm
E y " Damodar .(y)
fl
" "
Ag-TiO₂
i ymin
" " ymin fl E
" "
" "
(E " "

- Javadi AH. Photocatalytic degradation of phenol in Aqueous Solutions by Fe(III)-doped TiO₂/UV Process. *Journal of Health & Environment*. 2011;3(4):369-380 (in Persian).
9. Sa J, Aguera CA, Gross S, Anderson JA. Photocatalytic nitrate reduction over metal modified TiO₂. *Journal of Applied Catalysis B: Environmental*. 2009;85(3-4):192-200.
10. Van Grieken R, Marugan J, Sordo C, Martinez P, Pablos C. Photocatalytic inactivation of bacteria in water using suspended and immobilized silver-TiO₂. *Journal of Applied Catalysis B: Environmental*. 2009;93(1-2):112-8.
11. Rengaraj S, Li XZ. Enhanced photocatalytic reduction reaction over Bi³⁺-TiO₂ nanoparticles in presence of formic acid as a hole scavenger. *Chemosphere*. 2007;66(5):930-8.
12. Sobana N, Muruganadham M, Swaminathan M. Nano-Ag particles doped TiO₂ for efficient photodegradation of direct azo dyes. *Journal of Molecular Catalysis A: Chemical*. 2006;258 (1-2): 124-32.
13. Tryba B, Piszcz M, Morawski AW. Photocatalytic and self-cleaning properties of Ag-doped TiO₂. *Journal of Open Materials Science*. 2010;4(2):5-8.
14. Shirzad Siboni M, Samadi MT, Rahmani A, Khataee A, Bordbar M, Samarghandi MR. Photocatalytic removal of hexavalent chromium and divalent nickel from aqueous solution by UV irradiation in the presence of titanium dioxide nanoparticles. *Iranian Journal of Health and Environment*. 2010;3(3):261-70 (in Persian).
15. Ghanbarian M, Nabizadeh R, Mahvi AH, Nasser S, Naddafi K. Photocatalytic degradation of linear alkyl benzene sulfonate from aqueous solution by TiO₂ nanoparticles. *Iranian Journal of Health and Environment*. 2011;8(4):309-16 (in Persian).
16. Behnajadi MA, Modirshahla N, Shokri M, Rad B. Enhancement photocatalytic activity of TiO₂ nanoparticles by silver doping: Photodeposition versus liquid impregnation methods. *Global Nest Journal*. 2008;10(1):1-7.
17. APHA. AWWA. WEF. APHA. Standard Methods for the Examination of Waters and Wastewaters. 21st ed. Washington, DC: American Public Health Association (APHA); 2005.
18. Shaygani Madad M, Jaleh B, Ashrafe Gh. The effect of thermal operation and particle size on TiO₂ nanoparticle phase changes. *Majlesi Journal of Materials Engineering*. 2011;4(4):51-7.
19. Li Y, White TJ, Lim SH. Low temperature synthesis and microstructural control of titania nano-particles. *Journal of Solid State Chemistry*. 2004;177(4-5):1372-81.
20. Ranjit KT, Viswanathan B. Photocatalytic reduction of nitrite and nitrate ions to ammonia on M/TiO₂ catalysts. *Journal of Photochemistry and Photobiology A: Chemistry*. 1997;108(1):73-8.
21. Yang L, Yu LE, Ray MB. Degradation of paracetamol in aqueous solutions by TiO₂ photocatalysis. *Water Research*. 2008;42(13):3480-8.
22. Mahvi AH, Ghanbarian M, Nasser S, Khairi A. Mineralization and discoloration of textile wastewater by TiO₂ nanoparticles. *Desalination*. 2009;239(1-3):309-16.
23. Sobczynski A, Duczmal L. Photocatalytic destruction of catechol on illuminated titania. *Journal of Reaction Kinetics and Catalysis Letters*. 2004;82(2):213-8.
24. Kashif N, Ouyang F. Parameters effect on heterogeneous photocatalysed degradation of phenol in aqueous dispersion of TiO₂. *Journal of Environmental Sciences*. 2009;21(4):527-33.
25. Guo Z, Ma R, Li G. Degradation of phenol by nanomaterial TiO₂ in wastewater. *Chemical Engineering Journal*. 2006;119(1):55-9.
26. Damodar RA, Swaminathan T. Performance evaluation of a continuous flow immobilized rotating tube photocatalytic reactor (irtpr) immobilized with TiO₂ catalyst for azo dye degradation. *Chemical Engineering Journal*. 2008;144:59-66.

Photocatalytic Reduction of Nitrate in Aqueous Solutions using Ag-doped TiO₂/UV Process

Saeed Parastar¹, *Simin Nasser¹, Amir Hossein Mahvi¹, Mitra Gholami¹, Amir Hossein Javadi², Saeedeh Hemmati¹

¹Department of Environmental Health Engineering, Faculty of Health, Tehran University of Medical Sciences, Tehran, Iran

² Institute of Engineering of Jihad Keshavarzi, Tehran, Iran

Received; 03 March 2011 Accepted; 28 May 2011

ABSTRACT

Background and Objectives: Pollution of water resources to nitrate is an environmental problem in many parts of the world. This problem possibly causes diseases such as methemoglobinemia, lymphatic system cancer and Leukemia. Hence, nitrate control and removal from water resources is necessary. Considering that application of nanomaterials in treatment of environmental pollutants has become an interesting method, in this research use of Ag-doped TiO₂ nanoparticles synthesized through photodeposition produced under UV irradiation was studied for removal of nitrate from aqueous solutions.

Materials and Methods: Three nitrate concentrations of 20, 50, and 100 mg/L were considered. In order to determine the effect of Ag-doped TiO₂ nanoparticles on nitrate removal, dosages of 0.1, 0.4, 0.8 and 1.2 g/L nanoparticles were used; pH range of 5-9 was also considered. The effect of Ag-doped TiO₂ nanoparticles both in darkness and under UV irradiation was studied. Moreover, the presence of chloride and sulfate anions on the system removal efficiency was investigated.

Results: The optimum performance of nitrate removal (95.5%) was obtained using nitrate concentration of 100 mg/L, in acidic pH and 0.8 g/L Ag-TiO₂. Increase of nanoparticle dosage up to 0.8 g/L, increased the removal efficiency, but for 1.2 g/L dosage of nanoparticles, the removal efficiency decreased. Maximum reduction performance without nanoparticles, under UV irradiation and under darkness conditions were 32% and 23.3% , respectively. In addition, we found that presence of sulfate and chloride anions in aqueous solution reduced efficiency of nitrate removal.

Conclusion: Results of this study showed that Ag-doped TiO₂ nanoparticles may be efficiently used for nitrate removal from aqueous solutions.

Keywords: Photocatalytic reduction, Ag-doped TiO₂, Nitrate, Aqueous solutions

*Corresponding Author: naserise@tums.ac.ir

Tel: +98 21 88989133, Fax: +98 21 88989133